

Rocky Road



Ingredients

500g chocolate




1/4 cup dessicated coconut



200g chopped marshmallows



biscuits



100g soft lollies




or

100g glace cherries


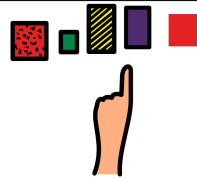


Directions


Wash your hands.




Choose your fillings.




Cut your fillings.




Melt the chocolate in the microwave for 30 seconds.




Stir chocolate and repeat until melted.




Stir in fillings




Pour into lined baking tray.

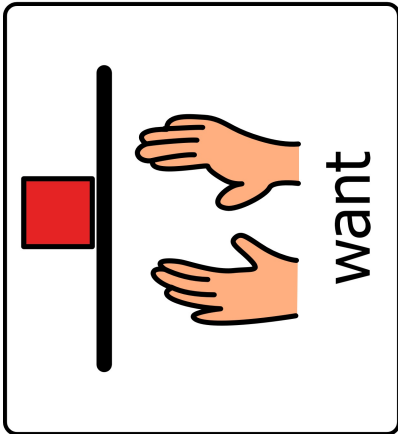


Place in the fridge for 2 hours.

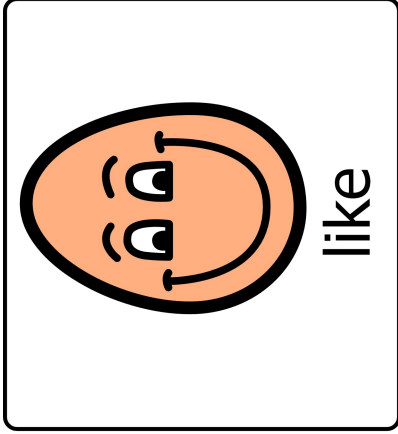





I




want




like




don't like



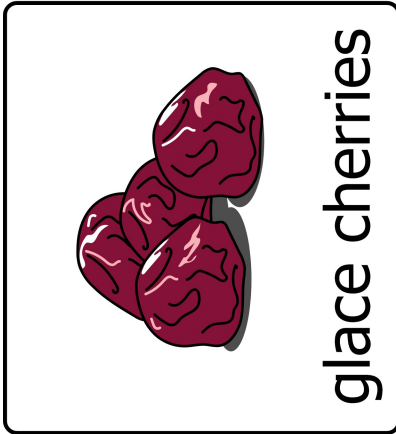
chocolate




marshmallows



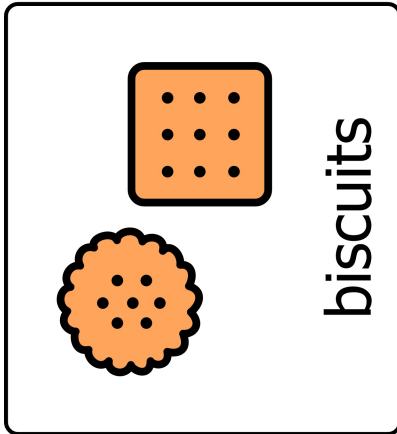
desiccated
coconut



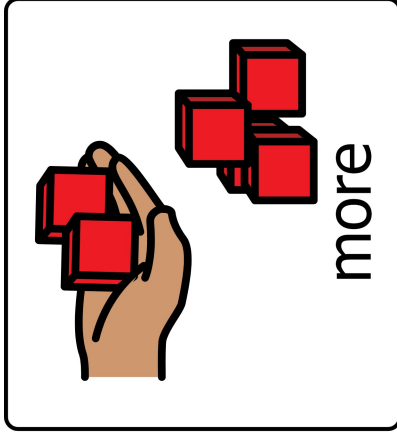
glace cherries




lollies



biscuits




more




help

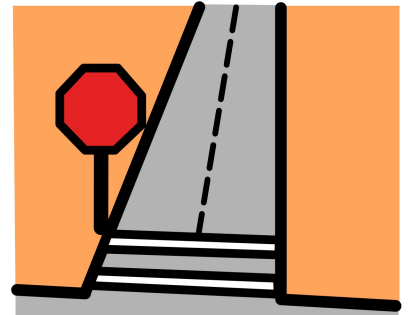
Name the objects starting with r.




rabbit




ring




road



robot




rain



red


Circle the r words.



red




hat



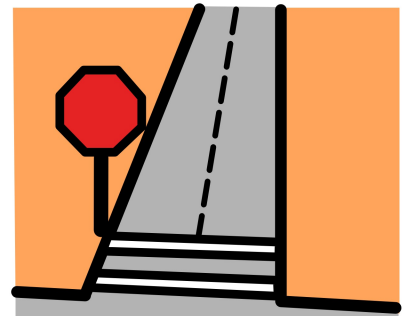
cat




bat




ring




road



rabbit



snake



bike