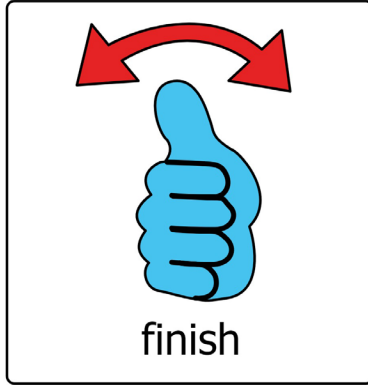



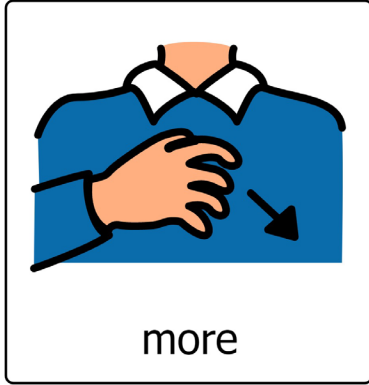



Work from home lesson 1: Literacy

Matching symbols used for communication

Outcome	ENLS6-1 communicates in a range of everyday contexts for familiar audiences and purposes
Instruction	Students are to read the communication symbols to you. Students are to use scissors to cut up the symbols from one of the boards. Students will match and glue the symbols to the board that is uncut.
Time	20 minutes
Resources	Scissors, glue

Title



Title

