




# Color and Label

Name: \_\_\_\_\_

1. Color the pictures.
2. Place the labels in the spaces above the correct pictures.



horse

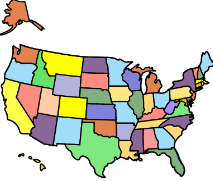

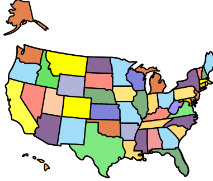









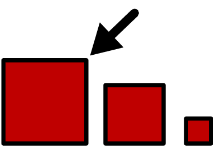










cow

pig

# Matching

Name: \_\_\_\_\_

Choose the matching symbol in each row.

# Word Definitions

Name: \_\_\_\_\_

Match each picture/word card to its definition.



Abbreviation for United States,  
a country in North America



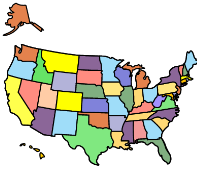



Territories with their own governments  
and borders within a bigger country



The things that people and animals eat




A fun event with rides, games, contests,  
food and more

<p>states</p> 	<p>U.S.</p> 	<p>fair</p> 	<p>foods</p> 
---	---	--	--

# Read and Do

Name: \_\_\_\_\_

Read each sentence. Do what each sentence says.



1. Color the last horse brown.



2. Draw a purple square around the second pig.



3. Color the first horse black.



4. Draw a blue circle around the third pig.



5. Draw green grass below the second horse.



6. Color the first pig pink.




Practice drawing here.

# Look, Read and Think

Name: \_\_\_\_\_

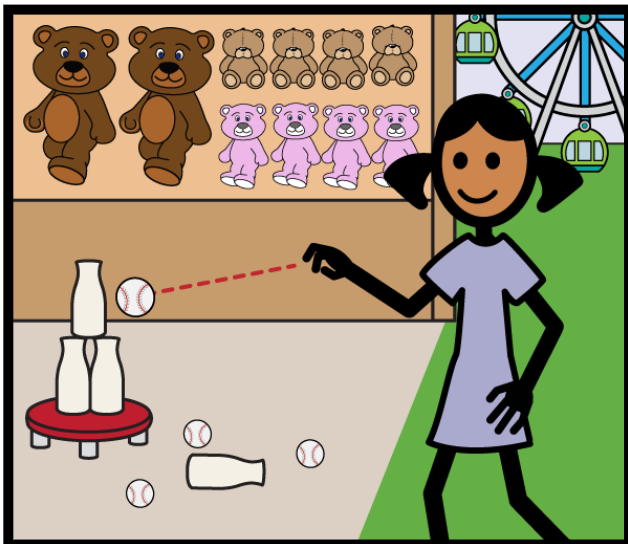
Place an "X" in the box next to the sentence that describes the picture.



A girl plays a game.

A girl is near a ride.


A girl sees a butter sculpture of a cow.



A girl is near a ride.

A girl sees a butter sculpture of a cow.

A girl plays a game.



A girl sees a butter sculpture of a cow.


A girl plays a game.

A girl is near a ride.

# Beginning Sound

Name: \_\_\_\_\_

1. Say the name of each picture.
2. Circle the letter or letters in each row that make the same beginning sounds.




f

C




f

C




f

C



f

C



f

C

Key: fair, carve, foods, farm, cowboy

# Word Beginnings


Name: \_\_\_\_\_

1. Say the name of each picture.
2. Put the letter or letters of the beginning sound in each box.

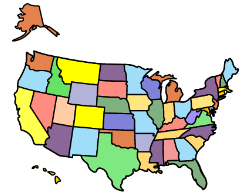




r

c

st



r



Key: real, cowboy, states, carve, start, rides, cow, statue, ride




# Word Sort: Beginning Sound

Name: \_\_\_\_\_

1. Cut out the words/pictures. Glue the top section of the page to construction paper.
2. Sort the words that begin with /f/ and the words that begin with c (/k/).  
Remember that the letter "c" sometimes sounds like /k/.

Begins with f

Begins with c



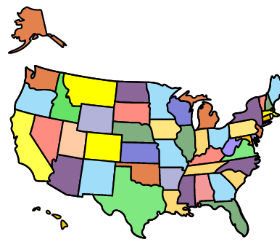





Key: carve, fair, cow, cowboy, foods, contest, fall, cow, farm





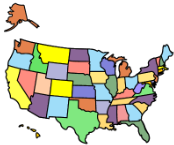


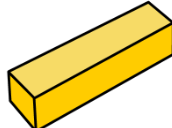


# Cut and Paste Activity

Name: \_\_\_\_\_

Match small pictures to large pictures.




# Maze

Name: \_\_\_\_\_

Help the boy get to the games.



# Sentence Completion

Name: \_\_\_\_\_

Choose a picture to complete the sentence.

1. States across the  have state fairs.

2. Artists carve butter to make  sculptures.

3. People can taste the .

4. Would you like to go to a state  ?

5. Many U.S.  have state fairs.

U.S.



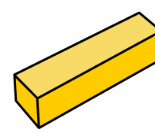
foods



fair



butter




states



# Dot-to-Dot

Name: \_\_\_\_\_

Count by 1s. What is this? \_\_\_\_\_



# Patchwork Math

Name: \_\_\_\_\_

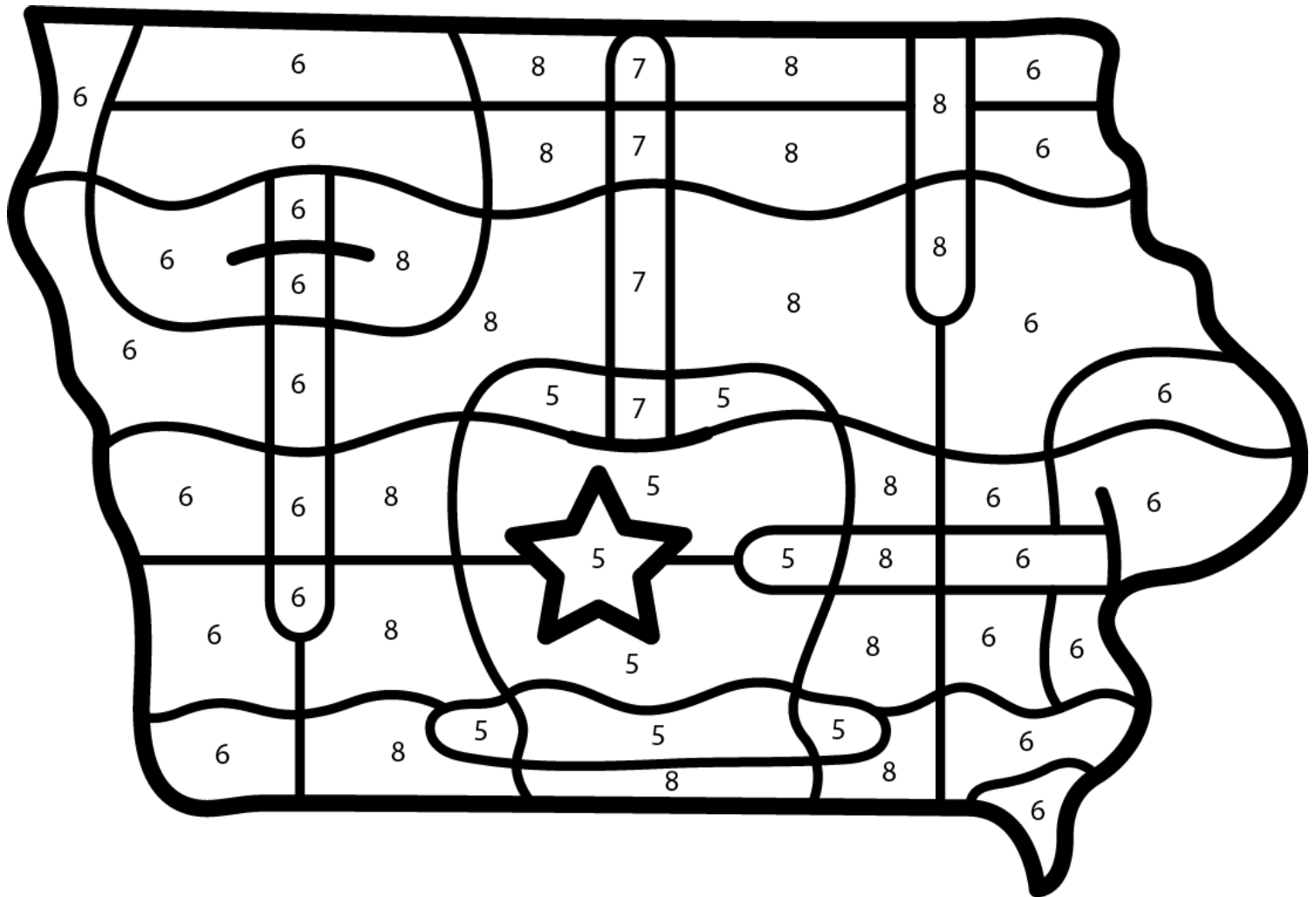
Color the picture of Iowa, using the colors beside the numbers below.

5 = red

6 = black

7 = brown

8 = yellow



What hidden picture did you find?

candy apple





cow

# Which Is Greater?

Name: \_\_\_\_\_

1. Count the items in each row. Place the number in the box.
2. Place a checkmark in the small box next to the number that is greater.









Number      Which is greater?



# Which Is Less?

Name: \_\_\_\_\_


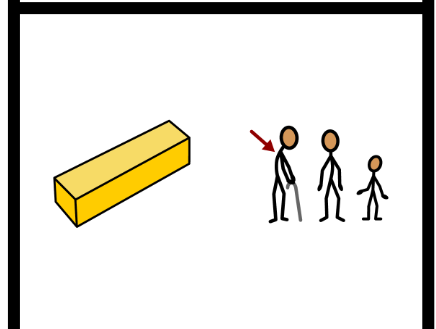
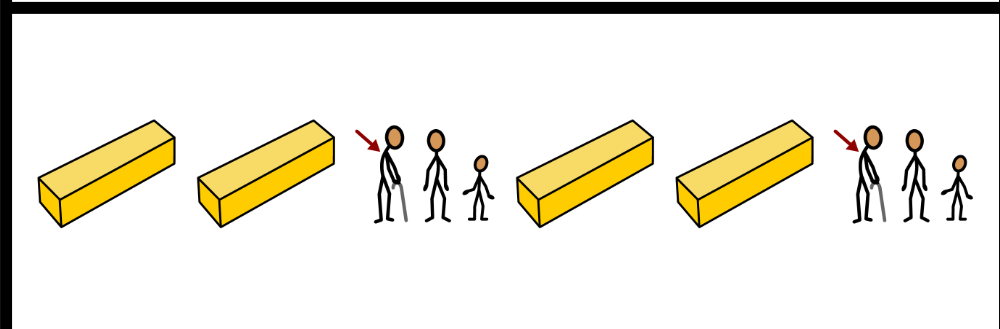


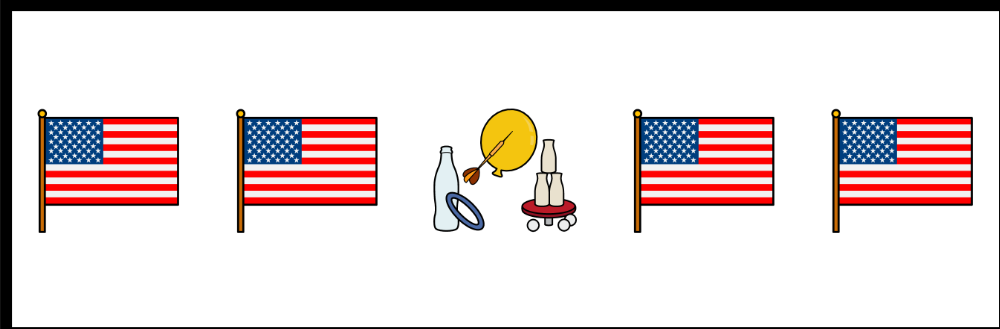
1. Count the items in each row. Place the number in the box.
2. Place a checkmark in the small box next to the number that is less.

	Number	Which is less?
	<input type="text"/>	<input type="checkbox"/>
	<input type="text"/>	<input type="checkbox"/>
	<input type="text"/>	<input type="checkbox"/>
	<input type="text"/>	<input type="checkbox"/>
	<input type="text"/>	<input type="checkbox"/>
	<input type="text"/>	<input type="checkbox"/>
	<input type="text"/>	<input type="checkbox"/>
	<input type="text"/>	<input type="checkbox"/>

# Which Comes Next?

Name: \_\_\_\_\_

1. Look at each symbol pattern.
2. Circle the symbol that comes next.






# Time to the Hour

Name: \_\_\_\_\_

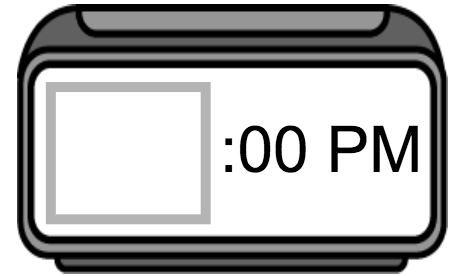
Read the question. Find the answer. Place the time on the clock.

This afternoon friends started planning a trip to a state fair. What time did they start planning the trip?




4:00

7:00

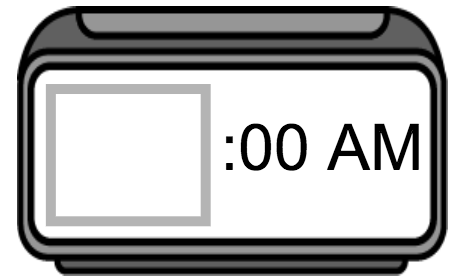


This morning a musician practiced performing songs for a concert. What time did the musician start practicing?




5:00

8:00



This morning a group started planning an activity for a state fair. What time did the group start planning the activity?




11:00

9:00



This afternoon a teacher read an article about a state fair. What time did the teacher start reading the article?




1:00

2:00

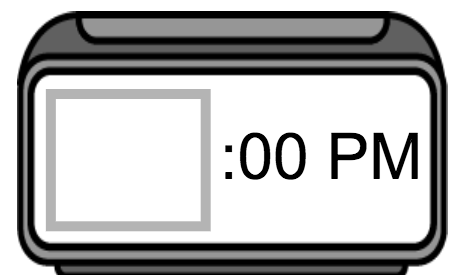


This afternoon students played a game. What time did the students start playing the game?



4:00

3:00




# Time to the Half Hour

Name: \_\_\_\_\_

Read the question. Find the answer. Place the time on the clock.

This morning two friends talked about their favorite fair foods. What time did they start talking about their favorite fair foods?




7:30

10:30

12:30



This afternoon an artist carved a butter sculpture. What time did the artist start carving the butter sculpture?




2:30

5:30

6:30



This evening a farmer watched a video about farming. What time did the farmer start watching the video?




7:30

5:30

4:30



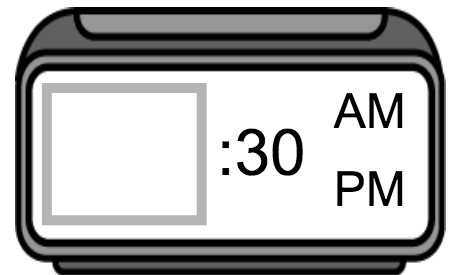
This afternoon a family went to a state fair. What time did the family leave the state fair?




4:30

5:30

6:30



This morning an artist created art for a contest. What time did the artist start creating art?



8:30

10:30

9:30

