

# Measuring Cups and Spoons Identification Worksheet Pack



Name \_\_\_\_\_ Date \_\_\_\_\_

Write the amount of each measuring cup and spoon

1 TSP               teaspoon

1/3 CUP               cup

1/4 TSP

1/2 CUP

1/4 TBS

1/2 CUP

1 TBS

1 CUP

Name \_\_\_\_\_ Date \_\_\_\_\_

Cut and glue to match the measuring cups and spoons to the amount.

1 Cup	1/4 Cup
1/2 Cup	1/3 Cup
1 Teaspoon	1/4 Teaspoon
1 Tablespoon	1/2 Tablespoon

© Breezy Special Ed

Name \_\_\_\_\_ Date \_\_\_\_\_

Color all of the cups pink. Color all of the spoons yellow.

© Breezy Special Ed

Name \_\_\_\_\_ Date \_\_\_\_\_

Color each measuring spoon according to the key

- 1/4 TSP = BLUE
- 1/2 TSP = RED
- 1 TSP = ORANGE
- 1/4 TBS = GREEN
- 1 TBS = PURPLE

Match each spoon with the correct amount

© Breezy Special Ed

Wide variety of worksheets

Breezy Special Ed

# What's Included:

## 3-8 Cut and Paste

- Matching
  - 3 Cups / Spoons with color support
  - 4 Cups / Spoons with faded support
  - 5 Cups / Spoons with amounts
- Sorting
  - 6 Cups vs. Spoons
  - 7 (Big) 1 Tablespoon vs. (Small) 1 teaspoon
  - 8 (Big) 1 Cups vs. (Small) 1/4 Cups

## 9-13 Identify between 2: Color the ...

- 9-11 Color spoons / cups
- 12 Color small cups / small spoons
- 13 Color big cups / big spoons

## 14-19 Draw a Line to Match Pic to Amount

- 14-16 Line Tracing: Cups, Spoons, Both
- 17- 19 Without Support: Cups, Spoons, Both

## 20-25 Write Amounts

- 20-22 Tracing: Cups, Spoons, Both
- 23- 25 Writing: Cups Spoons, Both

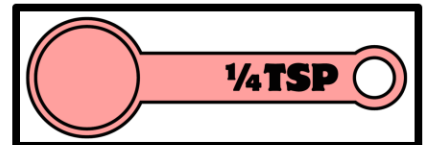
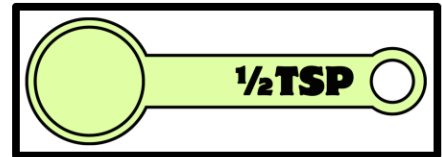
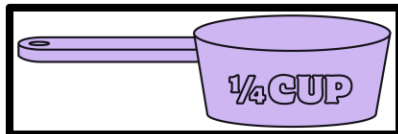
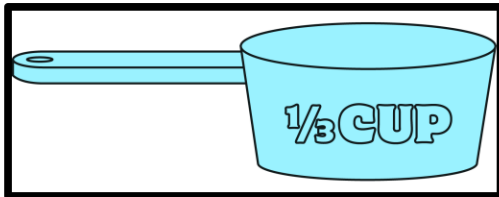
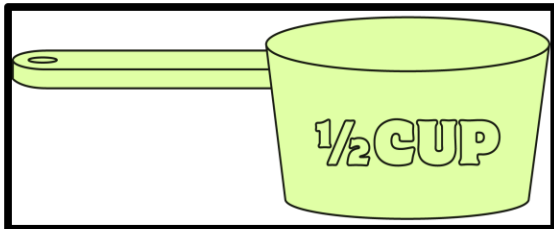

## 26-35 Identifying Amounts / Color the ...

- Color Supported:
  - 26 Spoons (smaller field), 27 Spoons (larger field), 28 Cups (smaller field), 29 Cups (larger field)
- No Color Support:
  - 30 Spoons (smaller field), 31 Spoons (larger field), 32 Cups (smaller field), 33 Cups (larger field), 34 Mixed (smaller field), 35 Mixed (larger field)

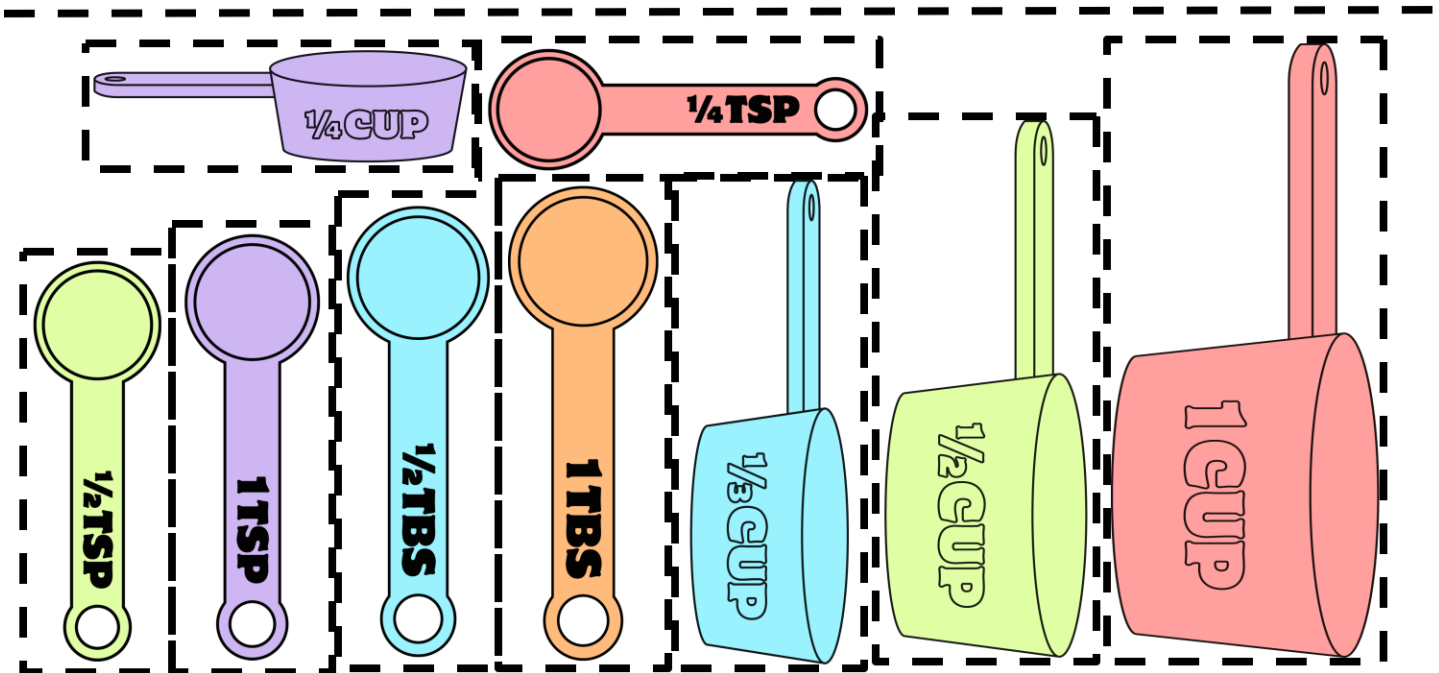
Name: \_\_\_\_\_

Date: \_\_\_\_\_

Cut and glue to match the measuring cups and spoons..



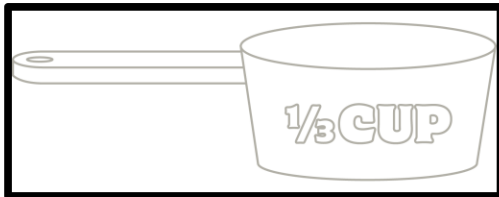
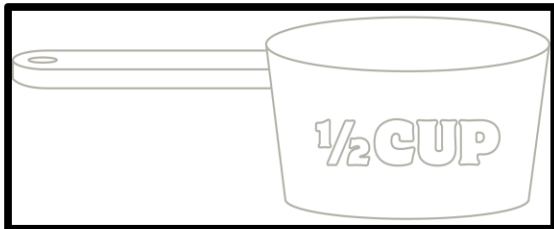

© Breezy Special Ed



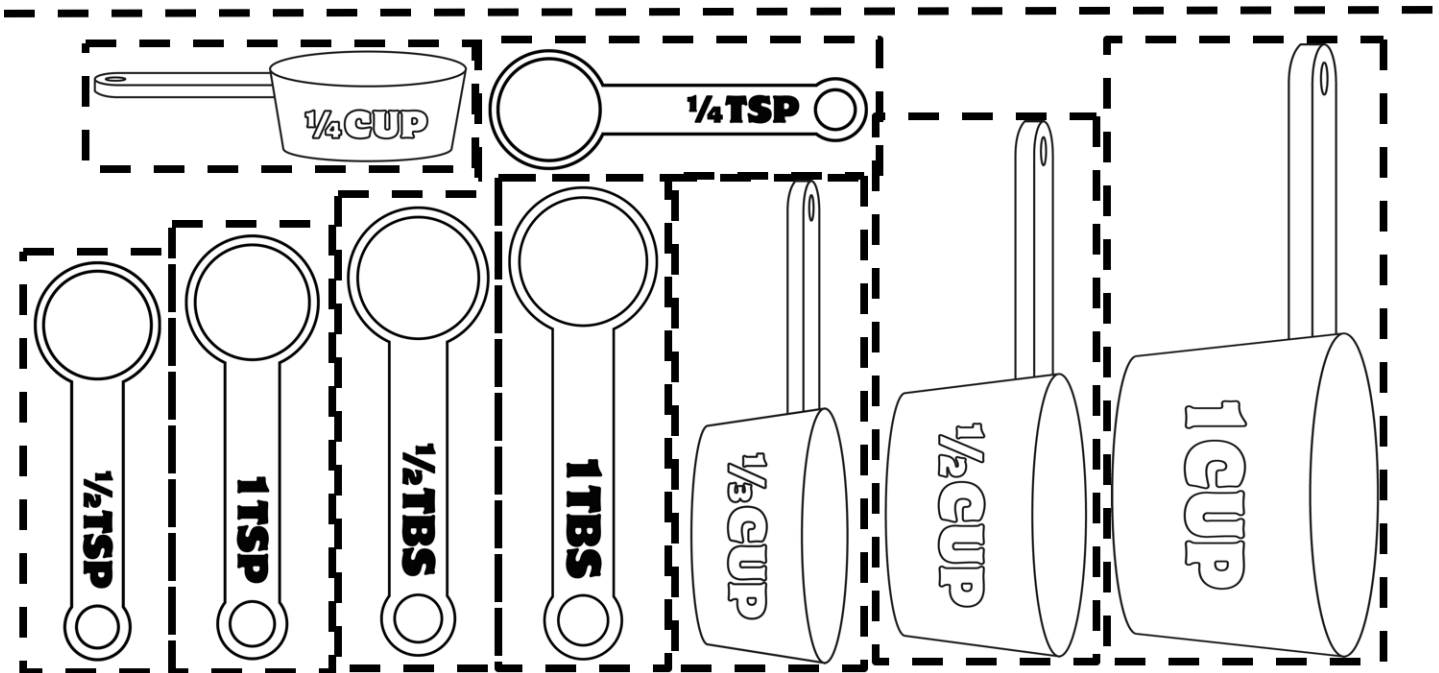
Name: \_\_\_\_\_

Date: \_\_\_\_\_

Cut and glue to match the measuring cups and spoons..



© Breezy Special Ed





Name: \_\_\_\_\_ Date: \_\_\_\_\_

Cut and glue to match the measuring cups and spoons to their amount..

1 Cup

1/4 Cup

1/2 Cup

1/3 Cup

1 Teaspoon

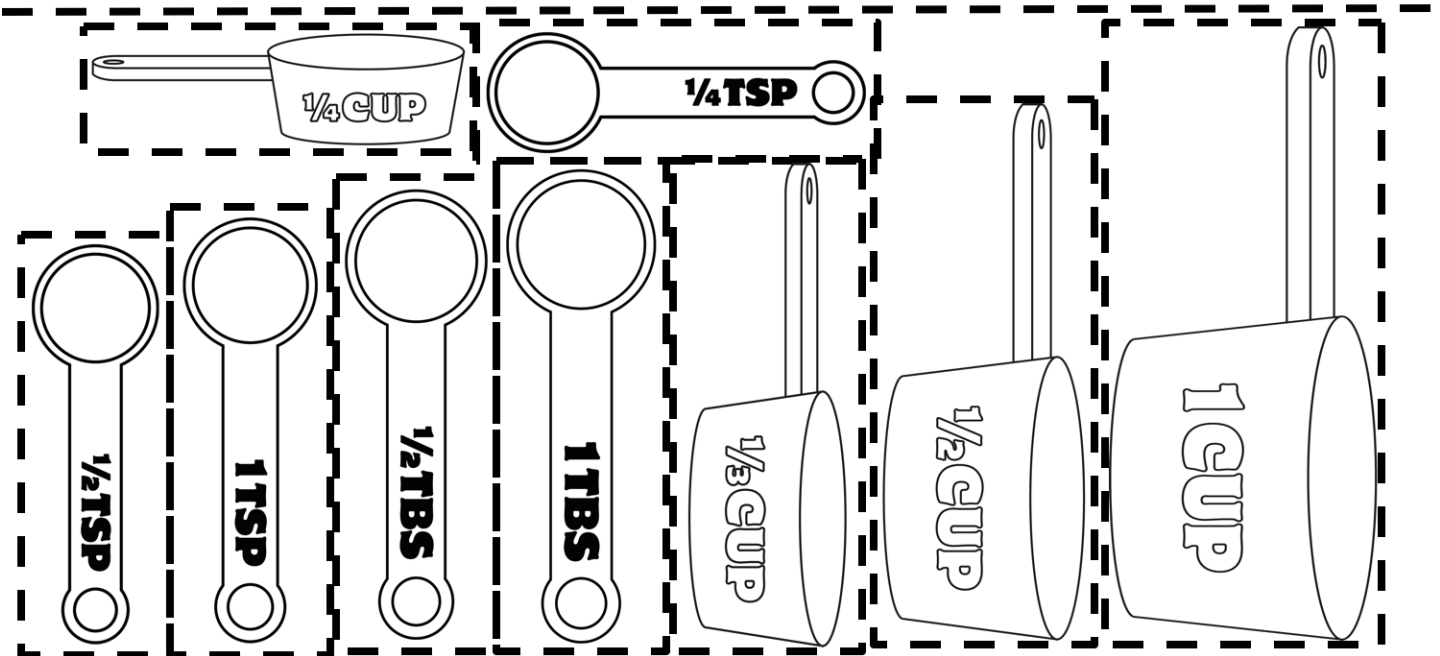
1/4 Teaspoon

1/2 Teaspoon

1 Tablespoon

1/2 Tablespoon

© Breezy Special Ed



Name: \_\_\_\_\_

Date: \_\_\_\_\_

Cut and glue to sort the pictures.

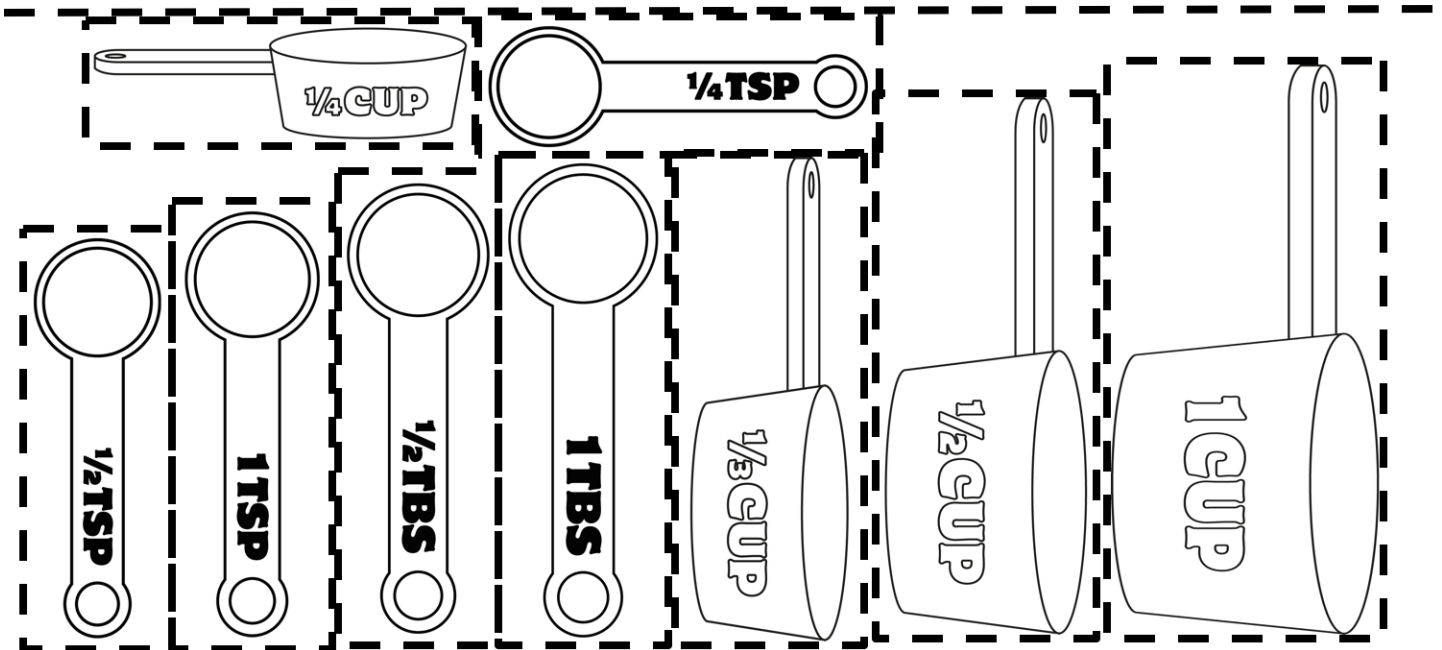
### Measuring Spoons



### Measuring Cups



© Breezy Special Ed



Name: \_\_\_\_\_

Date: \_\_\_\_\_

Cut and glue to sort the pictures.

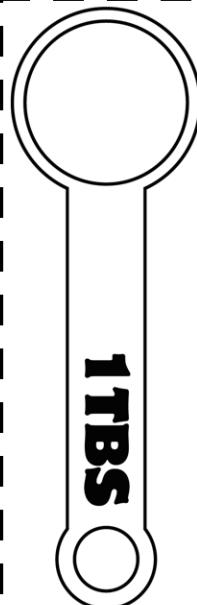
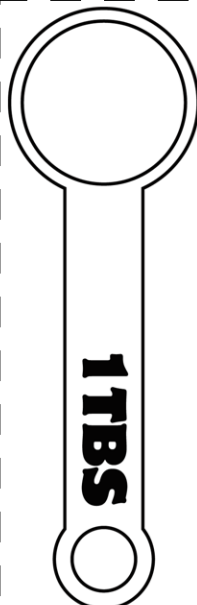
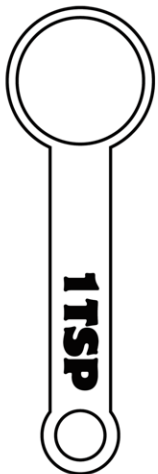
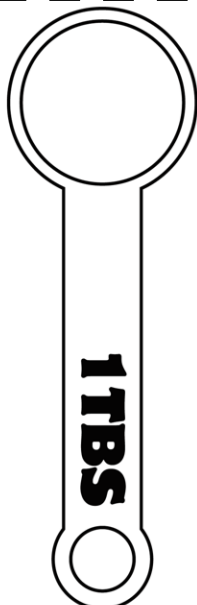
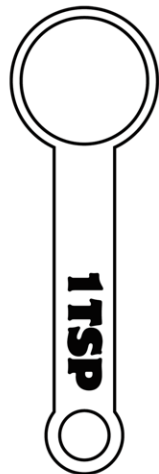
1 Teaspoon (SMALL)



1 Tablespoon (BIG)



© Breezy Special Ed



Name: \_\_\_\_\_


Date: \_\_\_\_\_

Cut and glue to sort the pictures.

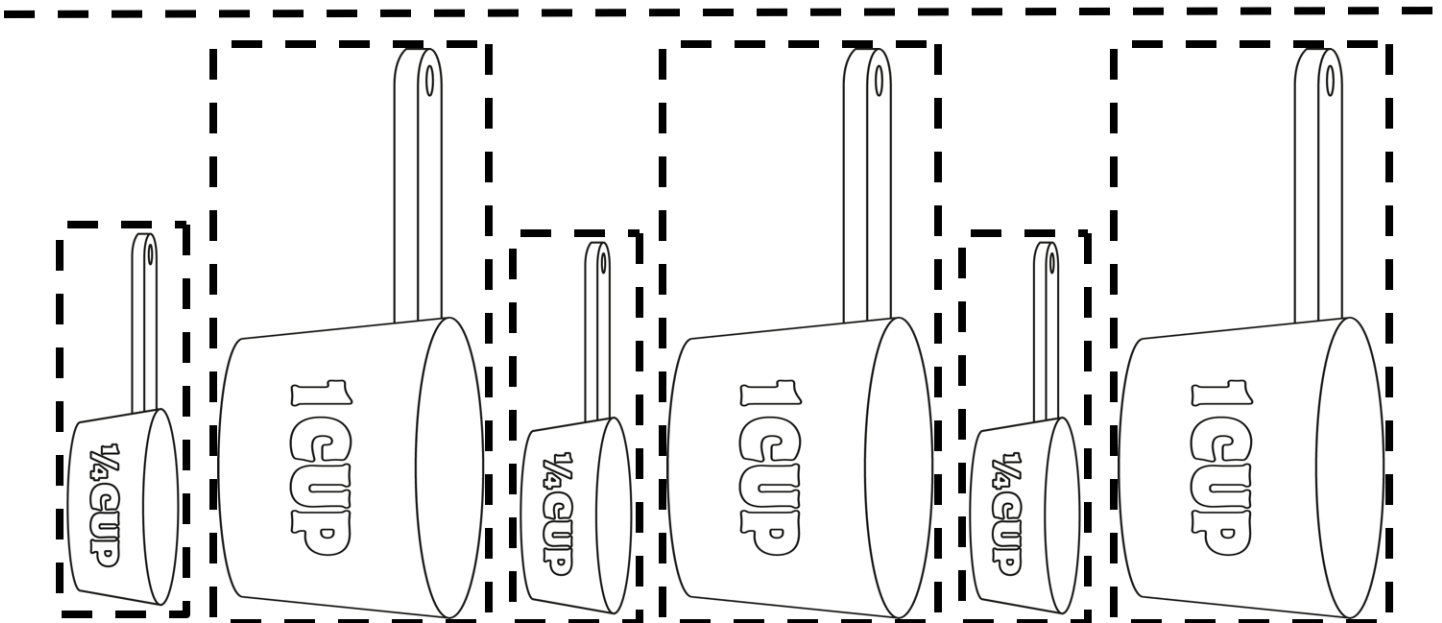
$\frac{1}{4}$  Cups (SMALL)



1 Cups (BIG)



© Breezy Special Ed

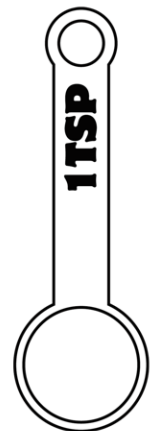
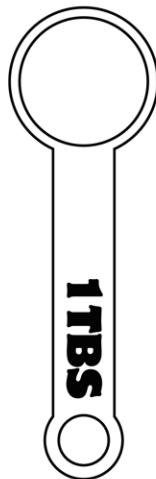
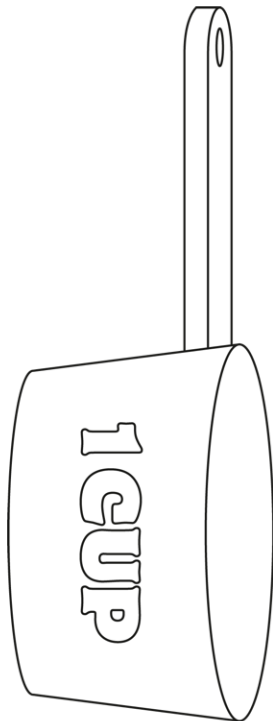
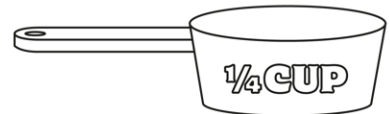


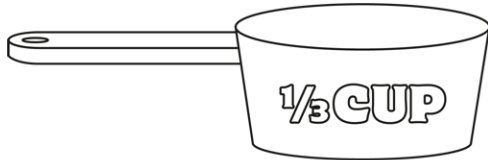
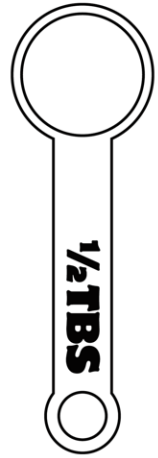



Name: \_\_\_\_\_

Date: \_\_\_\_\_



Color all of the cups **pink**. Color all of the spoons **yellow**.

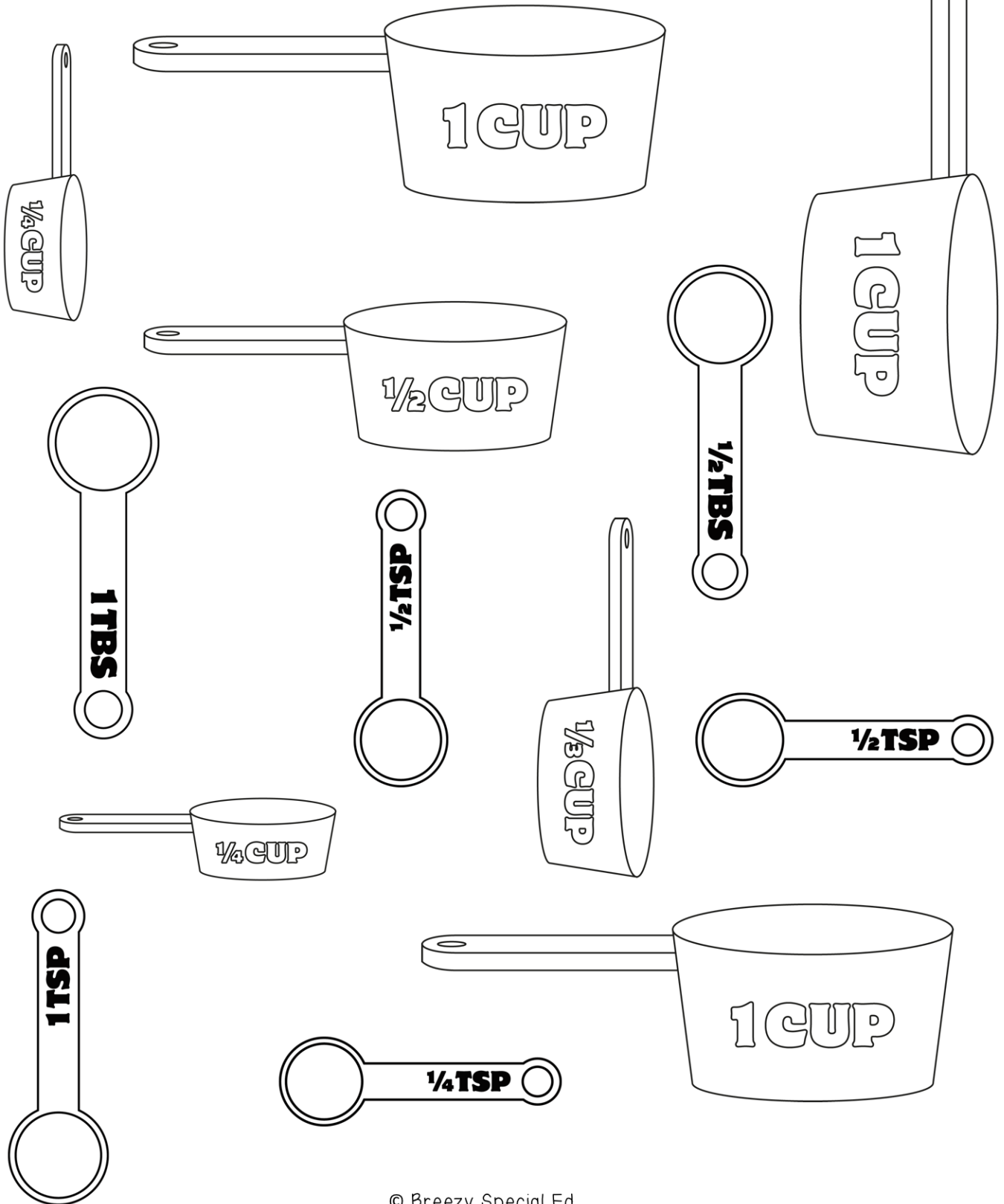


Name: \_\_\_\_\_

Date: \_\_\_\_\_



Color all of the cups orange. Color all of the spoons purple.



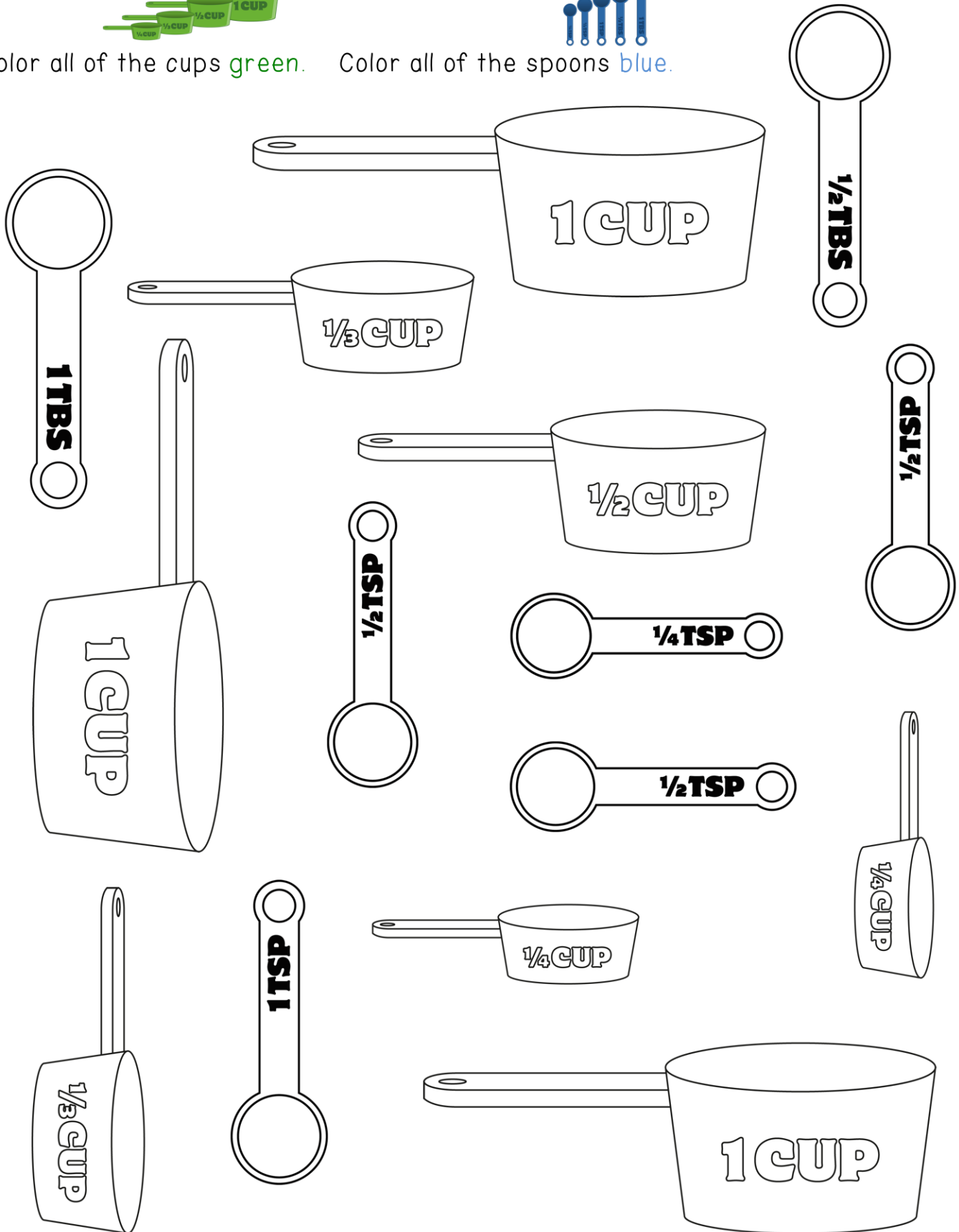


Name: \_\_\_\_\_

Date: \_\_\_\_\_




Color all of the cups **green**. Color all of the spoons **blue**.



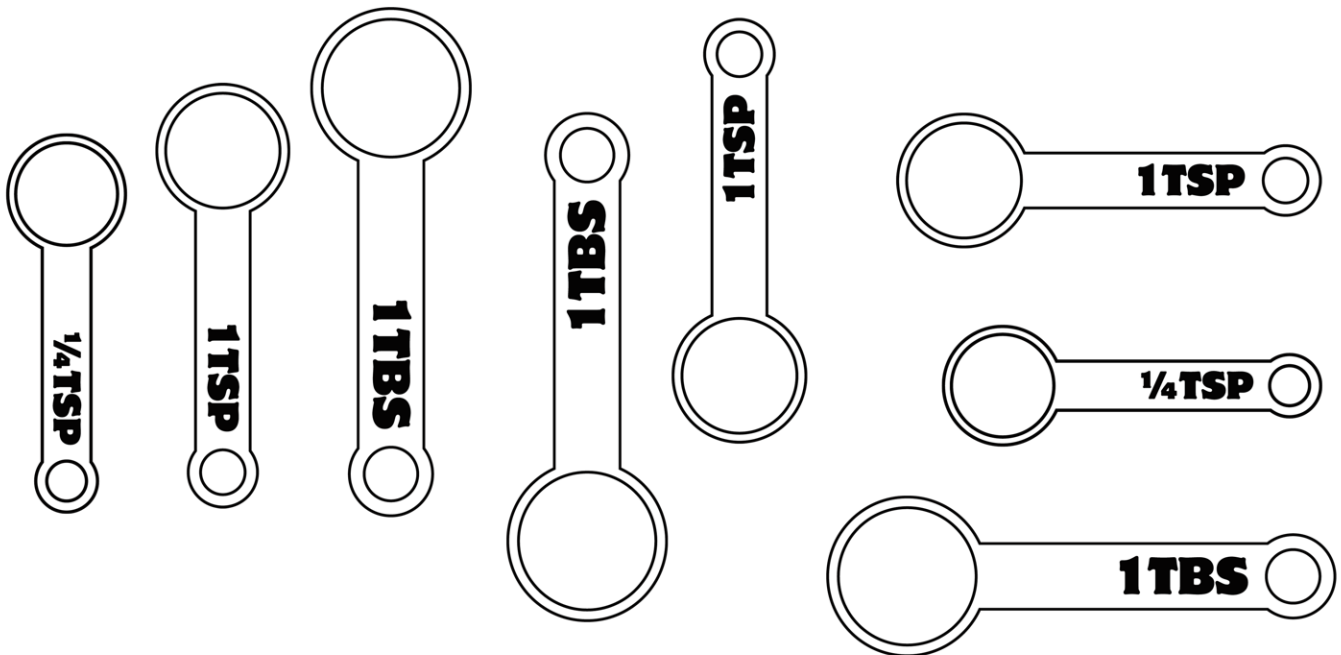
Name: \_\_\_\_\_

Date: \_\_\_\_\_

Color all of the 1 CUP measuring cups (the biggest cups) green




Color all of the 1 TABLESPOON ( 1 TBS) measuring spoons (the biggest spoons) blue



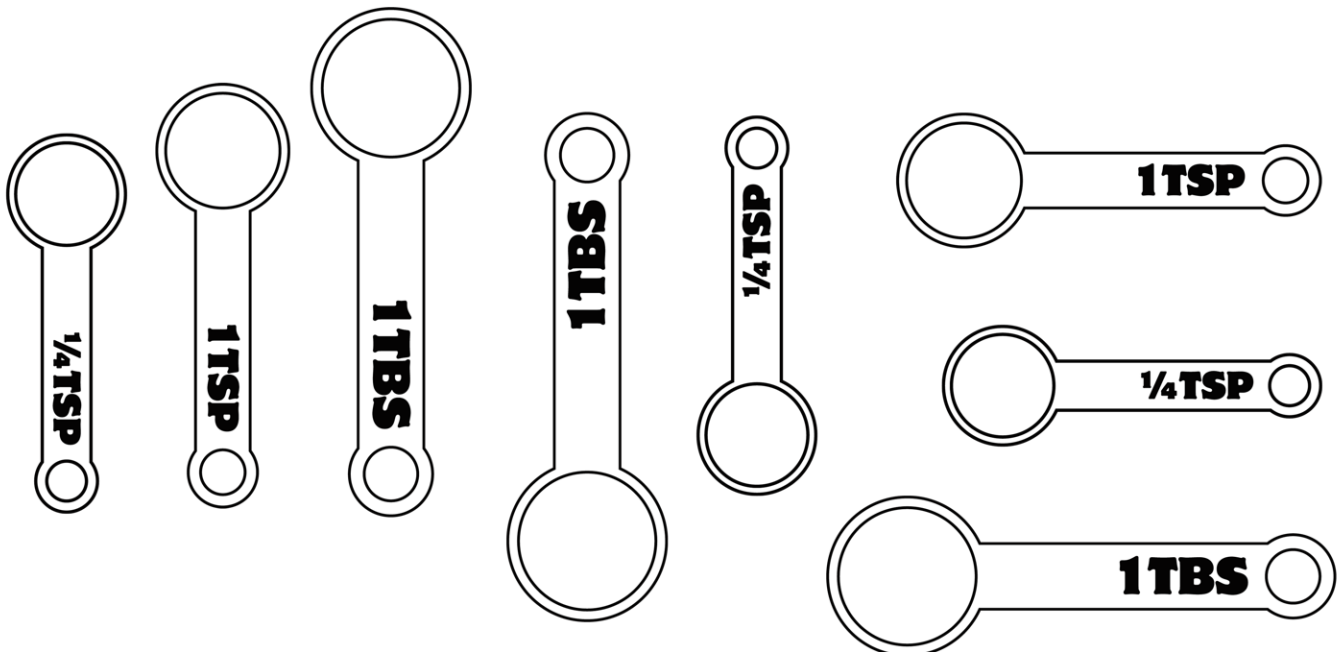
Name: \_\_\_\_\_

Date: \_\_\_\_\_

Color all of the  $\frac{1}{4}$  CUP measuring cups (the smallest cups) red.



Color all of the  $\frac{1}{4}$  TEASPOON ( $\frac{1}{4}$  TSP) measuring spoons (the smallest spoons) purple.



Name: \_\_\_\_\_

Date: \_\_\_\_\_


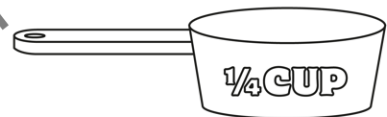

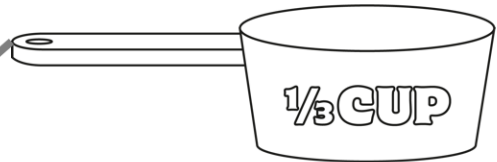
Draw a line to match each cup with the correct amount

$\frac{1}{4}$  cup

$\frac{1}{3}$  cup

$\frac{1}{2}$  cup

1 cup



Name: \_\_\_\_\_

Date: \_\_\_\_\_

Draw a line to match each spoon with the correct amount




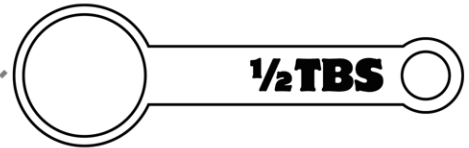

$\frac{1}{2}$  Tablespoon

1 teaspoon

$\frac{1}{2}$  teaspoon

$\frac{1}{4}$  teaspoon

1 Tablespoon




Name: \_\_\_\_\_

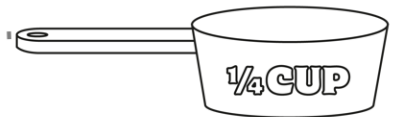
Date: \_\_\_\_\_

Draw a line to match each spoon and cup with the correct amount

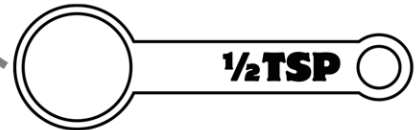
$\frac{1}{2}$  teaspoon



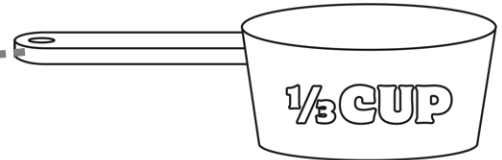
$\frac{1}{4}$  cup




1 teaspoon



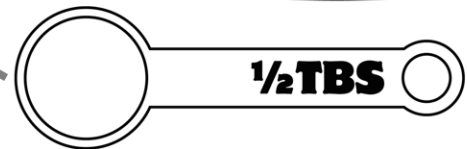
$\frac{1}{3}$  cup



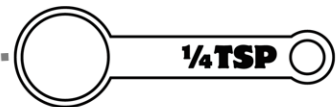
$\frac{1}{2}$  Tablespoon



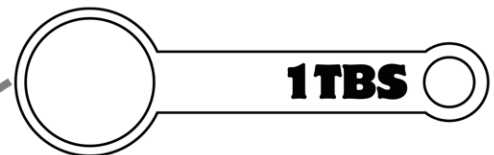
$\frac{1}{2}$  cup




$\frac{1}{4}$  teaspoon



1 cup



1 Tablespoon



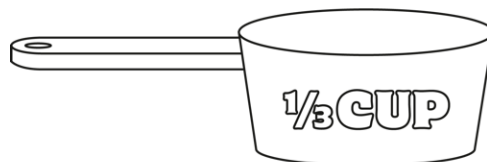


Name: \_\_\_\_\_


Date: \_\_\_\_\_

Draw a line to match each cup with the correct amount


$\frac{1}{4}$  cup




$\frac{1}{3}$  cup



$\frac{1}{2}$  cup



1 cup

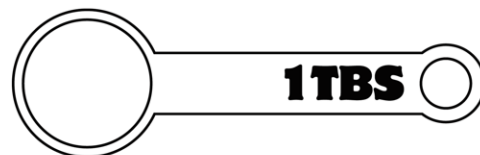


Name: \_\_\_\_\_

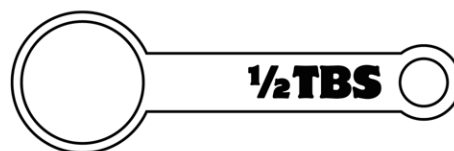
Date: \_\_\_\_\_

Draw a line to match each spoon with the correct amount


$\frac{1}{2}$  Tablespoon



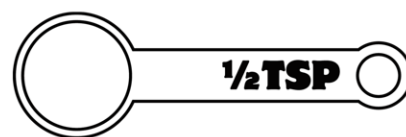
1 teaspoon



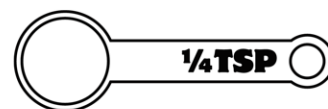
$\frac{1}{2}$  teaspoon



$\frac{1}{4}$  teaspoon



1 Tablespoon



Name: \_\_\_\_\_

Date: \_\_\_\_\_

Draw a line to match each spoon and cup with the correct amount

$\frac{1}{2}$  teaspoon

$\frac{1}{4}$  cup

1 teaspoon

$\frac{1}{3}$  cup



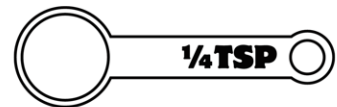
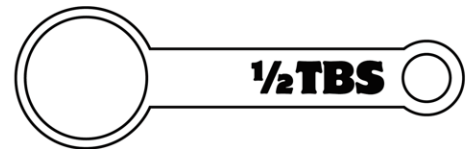
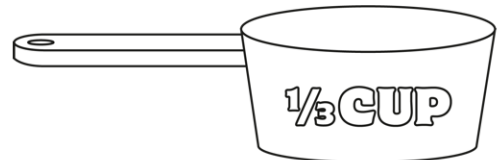

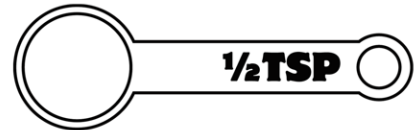
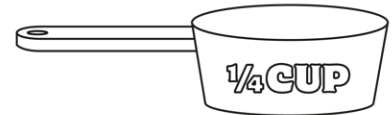

$\frac{1}{2}$  Tablespoon

$\frac{1}{2}$  cup

$\frac{1}{4}$  teaspoon

1 cup

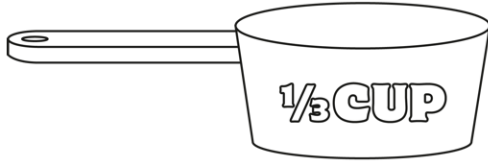
1 Tablespoon




Name: \_\_\_\_\_

Date: \_\_\_\_\_

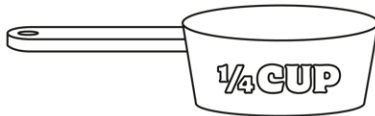
Write the amount of each measuring cup




1/3 cup



1 cup



1/4 cup



1/2 cup

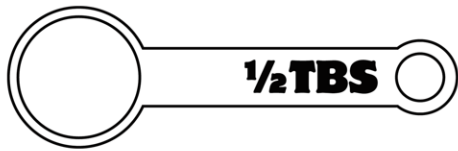
Name: \_\_\_\_\_

Date: \_\_\_\_\_

Write the amount of each measuring spoon



1 tablespoon




1/2 tablespoon



1 teaspoon



1/2 teaspoon



1/4 teaspoon

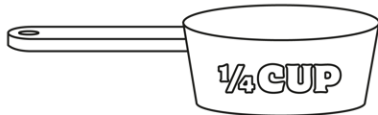
Name: \_\_\_\_\_

Date: \_\_\_\_\_

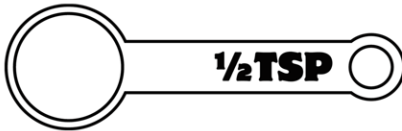
Write the amount of each measuring cup and spoon




1 teaspoon




1/4 cup



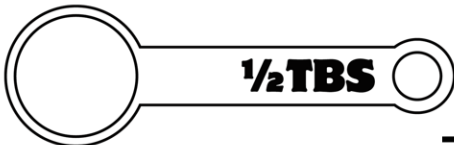
1/2 teaspoon



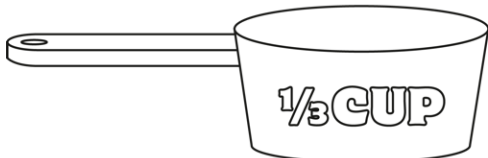
1/2 cup




1/4 teaspoon




1/2 tablespoon



1/3 cup



1 tablespoon



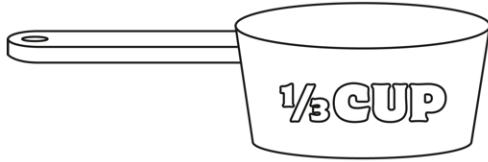
1 cup




Name: \_\_\_\_\_

Date: \_\_\_\_\_

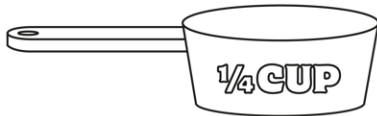
Write the amount of each measuring cup




\_\_\_\_\_



\_\_\_\_\_



\_\_\_\_\_



\_\_\_\_\_

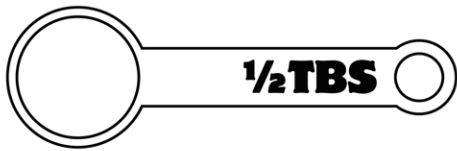
Name: \_\_\_\_\_

Date: \_\_\_\_\_

Write the amount of each measuring spoon



\_\_\_\_\_



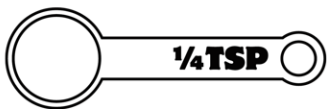
\_\_\_\_\_



\_\_\_\_\_



\_\_\_\_\_



\_\_\_\_\_

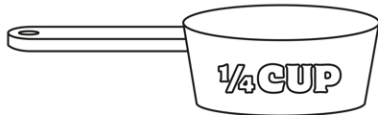
Name: \_\_\_\_\_

Date: \_\_\_\_\_

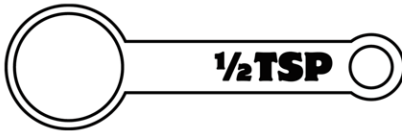
Write the amount of each measuring cup and spoon




\_\_\_\_\_




\_\_\_\_\_



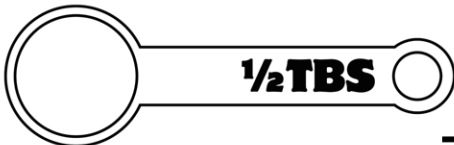
\_\_\_\_\_



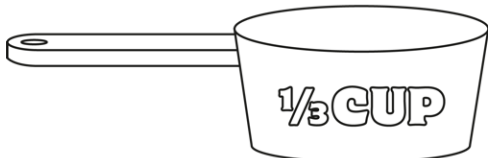
\_\_\_\_\_




\_\_\_\_\_




\_\_\_\_\_



\_\_\_\_\_



\_\_\_\_\_



\_\_\_\_\_

Name: \_\_\_\_\_

Date: \_\_\_\_\_

Color each measuring spoon according to the key.

- $\frac{1}{4}$  TSP = BLUE
- $\frac{1}{2}$  TSP = RED
- 1 TSP = ORANGE
- $\frac{1}{2}$  TBS = GREEN
- 1 TBS = PURPLE



Name: \_\_\_\_\_

Date: \_\_\_\_\_

Color each measuring spoon according to the key.

- $\frac{1}{4}$  TSP = BLUE
- $\frac{1}{2}$  TSP = RED
- 1 TSP = ORANGE
- $\frac{1}{2}$  TBS = GREEN
- 1 TBS = PURPLE






Name: \_\_\_\_\_

Date: \_\_\_\_\_

Color each measuring cup according to the key.

- $\frac{1}{4}$  cup = GREEN
- $\frac{1}{3}$  cup = ORANGE
- $\frac{1}{2}$  cup = BLUE
- 1 cup = RED



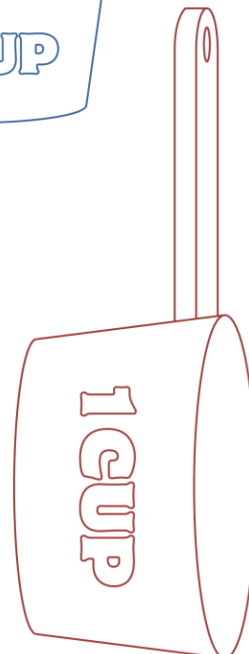

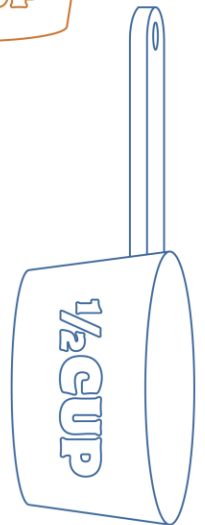

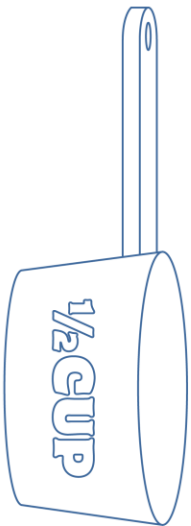

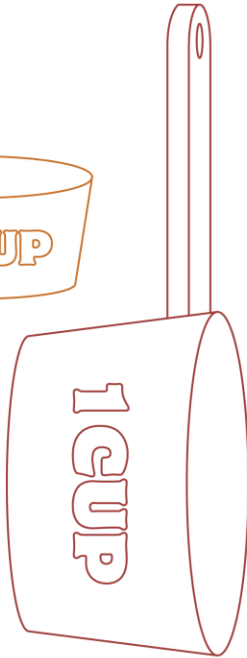
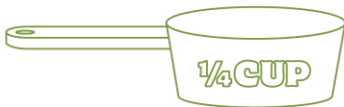



Name: \_\_\_\_\_

Date: \_\_\_\_\_

Color each measuring cup according to the key.

- $\frac{1}{4}$  cup = GREEN
- $\frac{1}{3}$  cup = ORANGE
- $\frac{1}{2}$  cup = BLUE
- 1 cup = RED


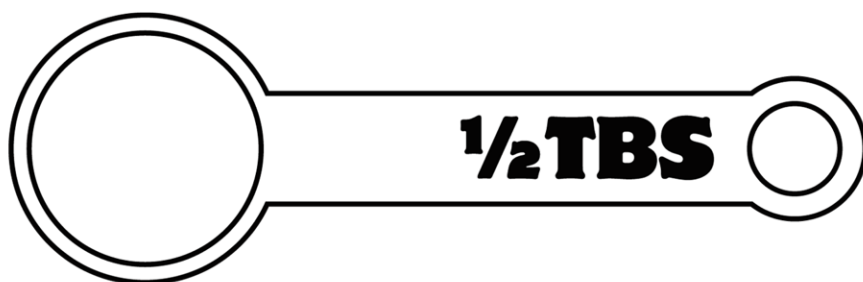
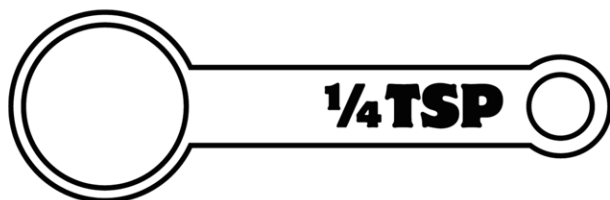

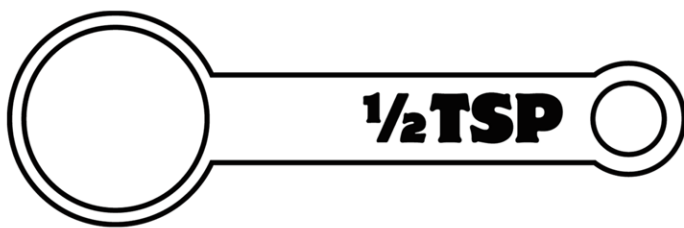


Name: \_\_\_\_\_

Date: \_\_\_\_\_

Color each measuring spoon according to the key.

- 1/4 TSP = BLUE
- 1/2 TSP = RED
- 1 TSP = YELLOW
- 1/2 TBS = GREEN
- 1 TBS = PINK

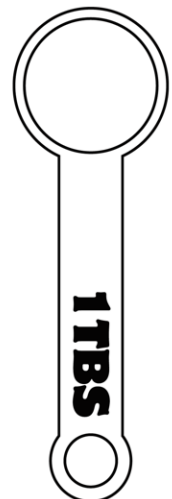
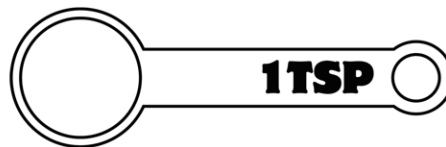

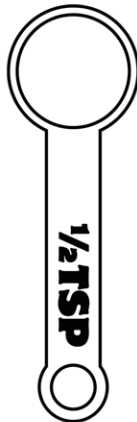
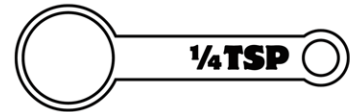
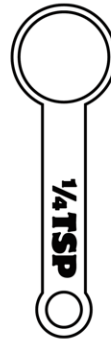
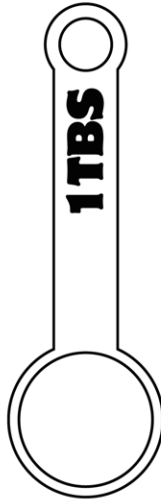

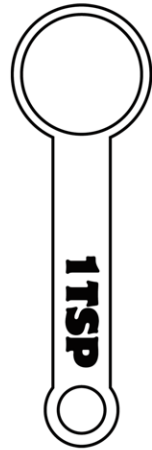
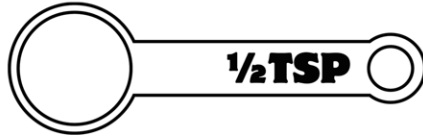


Name: \_\_\_\_\_

Date: \_\_\_\_\_

Color each measuring spoon according to the key.

- $\frac{1}{4}$  TSP = BLUE
- $\frac{1}{2}$  TSP = RED
- 1 TSP = YELLOW
- $\frac{1}{2}$  TBS = GREEN
- 1 TBS = PINK


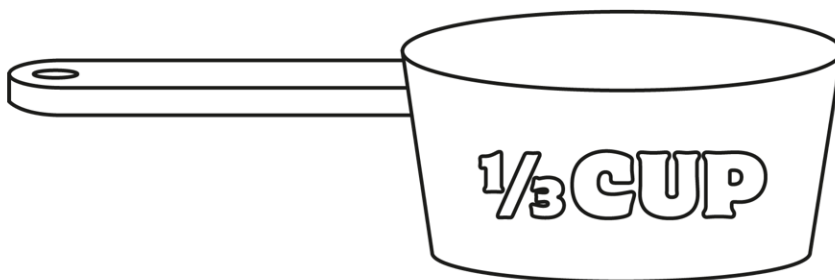

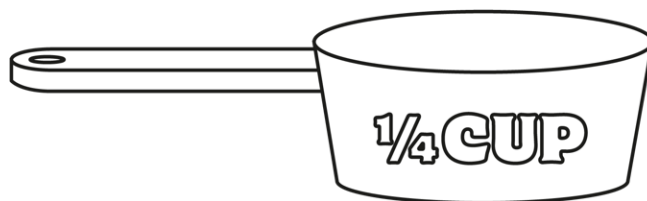


Name: \_\_\_\_\_

Date: \_\_\_\_\_

Color each measuring cup according to the key.

- |                            |
|----------------------------|
| $\frac{1}{4}$ cup = GREEN  |
| $\frac{1}{3}$ cup = ORANGE |
| $\frac{1}{2}$ cup = BLUE   |
| 1 cup = RED                |

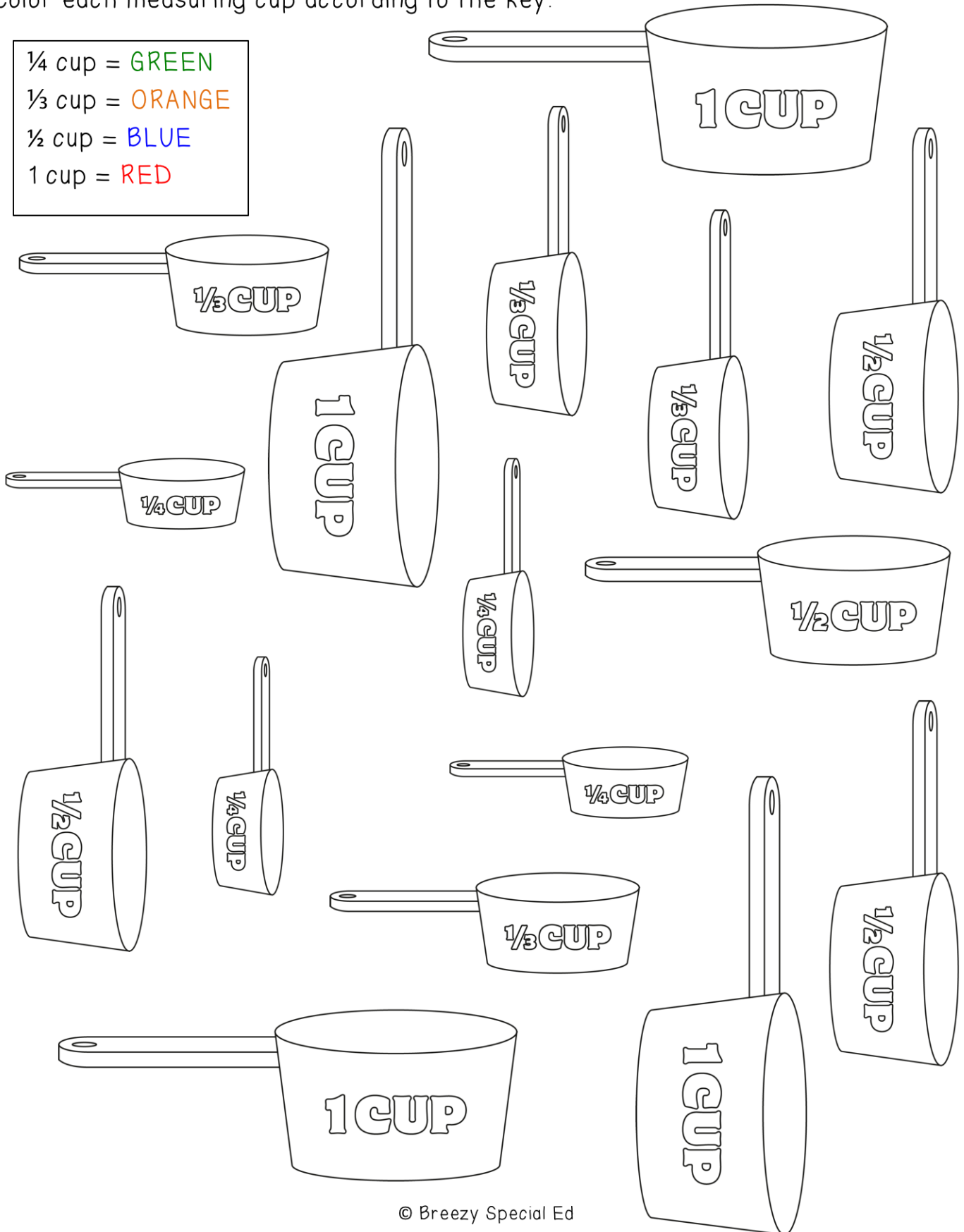


Name: \_\_\_\_\_

Date: \_\_\_\_\_

Color each measuring cup according to the key.

- $\frac{1}{4}$  cup = GREEN
- $\frac{1}{3}$  cup = ORANGE
- $\frac{1}{2}$  cup = BLUE
- 1 cup = RED



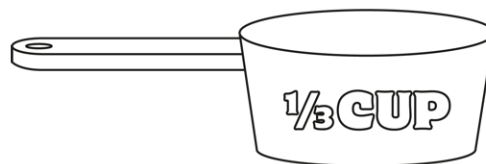

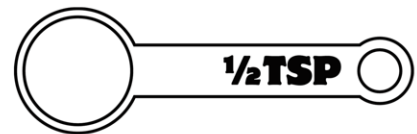

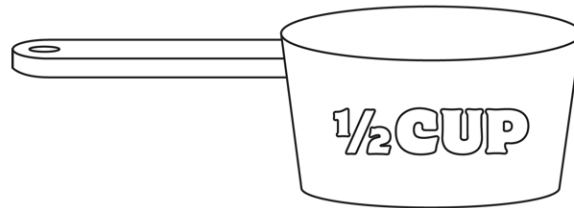
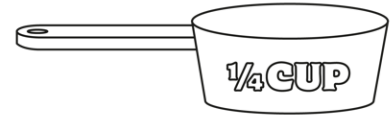
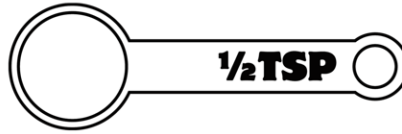


Name: \_\_\_\_\_

Date: \_\_\_\_\_

Color each measuring cup and spoon according to the key.

- $\frac{1}{4}$  teaspoon = BLUE
- $\frac{1}{2}$  teaspoon = RED
- 1 teaspoon = YELLOW
- $\frac{1}{2}$  Tablespoon = GREEN
- 1 Tablespoon = PINK
- $\frac{1}{4}$  cup = PURPLE
- $\frac{1}{3}$  cup = ORANGE
- $\frac{1}{2}$  cup = GRAY
- 1 cup = BROWN

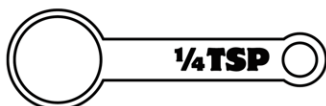

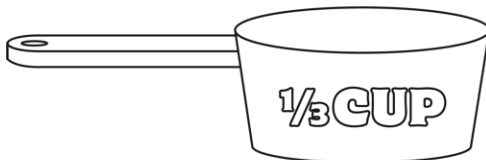
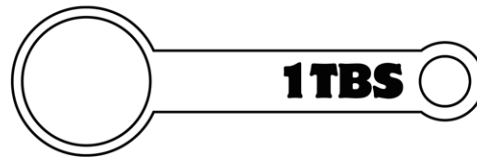
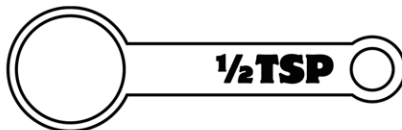
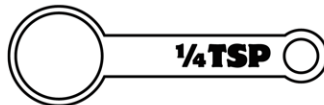
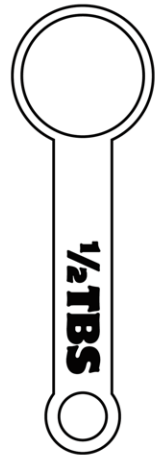


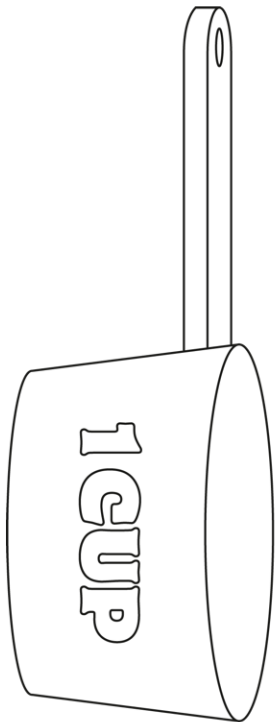

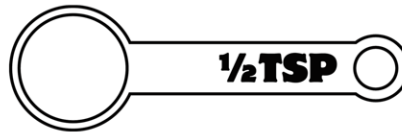
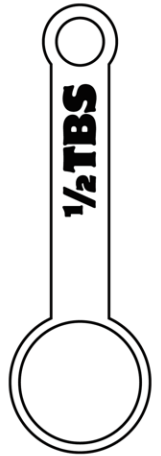
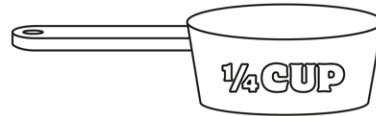
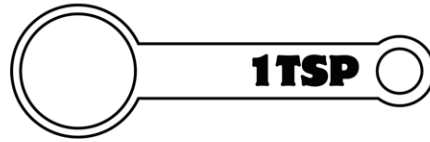


Name: \_\_\_\_\_

Date: \_\_\_\_\_

Color each measuring cup and spoon according to the key.

- 1/4 teaspoon = BLUE
- 1/2 teaspoon = RED
- 1 teaspoon = YELLOW
- 1/2 Tablespoon = GREEN
- 1 Tablespoon = PINK
- 1/4 cup = PURPLE
- 1/3 cup = ORANGE
- 1/2 cup = GRAY
- 1 cup = BROWN





# You might also like...

## Interactive recipes + worksheets

### Let's Bake... a Cake!

*An interactive recipe book by Breezy Special Ed*

**Ingredients:**  
Cake Mix  
2 eggs  
1/2 cup vegetable oil  
1 cup water

**Directions:**  
Preheat oven to 350.  
Spray 9x13 pan with cooking oil or  
Mix cake mix, oil, eggs, and water for 2 minutes.  
Pour batter into pan.  
Bake in the oven for 30 minutes.  
Cool in the oven if frostings comes out crust.  
Let cool for 10 minutes before frosting.

### Let's Bake... Cupcakes!

*An interactive recipe book by Breezy Special Ed*

**Ingredients:**  
Cupcake Mix  
2 eggs  
1/2 cup vegetable oil  
1 cup water

**Directions:**  
Preheat oven to 350.  
Put cupcake liners into a cupcake pan.  
Mix cake mix, oil, eggs, and water for 2 minutes.  
Spoon batter into liners.  
Bake in the oven for 20 minutes.  
Cool in the oven if frostings comes out crust.  
Let cool for 10 minutes before frosting.

**Breezy Special Ed**

## Kitchen & Cooking

### 11 Life Skill File Folders

**Sort Measuring Cups and Spoons**

**Put the Food Away**  
Fridge or Cabinet

**Turning up the Heat**  
using the oven

Includes a variety of skills needed in the kitchen such as  
**Measuring, Setting Temperatures, Sorting**

By: Breezy Special Ed



# Thanks for purchasing!

If you have any questions or would like to show me how you are using this in your classroom, I would love to hear from you! I love to help you help your students.

## To God be the Glory!!

This product is a paid digital download from my TpT store. This product is copyright protected and is available for your classroom use only; it can not be modified or resold without prior written permission from the author. You are not permitted to share this product through email, internet groups, blogs, servers, forums, offline groups, school/district websites or personal websites.

**Please respect our teachers by respecting their work.**



## Stay connected!

Email: [Brie@Breezyspecialed.com](mailto:Brie@Breezyspecialed.com)

TPT store: [shop.breezyspecialed.com](http://shop.breezyspecialed.com)


Facebook: <http://facebook.com/BreezySpecialEd>

Blog: <http://breezyspecialed.com>

Instagram: [@BreezySpecialEd](https://www.instagram.com/BreezySpecialEd) - take a picture and tag me! I'd love to see how you're using this in your classroom!

### Clipart/Fonts/Frames

from:



Graphics by Jena  
Hudson  
at Sew Much  
Music