

# Sweeping the floor

## Why is it important to sweep the floor?

It is important to sweep the floor because:

- The floor gets dirty and dusty.
- It is unhealthy for you to breathe in dust.
- It is part of good housekeeping.
- It helps stop the spread of disease and infections.

## These are the things you will need:

- Broom
- Dustpan and brush



Places in your home that need sweeping.

- Wooden floors
- Tile floors
- Paved areas
- Verandah



## How to sweep the floor.

1. Hold the broom with two hands, with one hand at the top and the other near the middle. Move the broom from the outside sweeping across in front of your body using short strokes.



2. Start at the edge of the room and make your way to the centre.



3. Remove any large clumps of dirt or dust with your hands. Wash your hands with soap afterwards.




**4. Use a dustpan to scoop up the pile of dust.**



**5. Put in the bin.**




**6. After sweeping the floor you can mop.**




# How to sweep the floor visual procedure





Put visuals on this side in sequence.

Put visuals on this side when task completed.



# Sweeping the floor

Please read to the student and then match the picture:

1. Hold the broom with two hands, with one hand at the top and the other near the middle. Move the broom from the outside sweeping across in front of your body using short strokes.



2. Start at the edge of the room and make your way to the centre.



3. Remove any large clumps of dirt or dust with your hands. Wash your hands with soap afterwards.



4. Use a dustpan to scoop up the pile of dust.



5. Put it in the bin



6. After sweeping the floor you can mop.





## Sweeping the floor

Tick when complete.



1. Hold the broom with two hands, with one hand at the top and the other near the middle. Move the broom from the outside sweeping across in front of your body using short strokes.



2. Start at the edge of the room and make your way to the centre.



3. Remove any large clumps of dirt or dust with your hands. Wash your hands with soap afterwards.



**4. Use a dustpan to scoop up the pile of dust.**



**5. Put it in the bin.**



**6. After sweeping the floor you can mop.**

