

## Hanging the washing - outside

### Why is it important to hang the washing?

It is important to do hang the laundry because:

- Your washing needs to dry.
- Your washing will start to smell.
- It is part of good housekeeping.
- It helps stop the spread of disease and infections.

### These are the things you will need:

Clean washing. After you have washed the dirty laundry place it in a laundry basket.



Clothes line. If it is sunny you can hang your clean laundry outside.



Pegs.



## How to hang the washing - outside:


1. Hang items that are the same together. e.g. all t-shirts, all underwear, all socks.



HANG OUT THE SOCKS IN PAIRS TO SAVE ON SORTING TIME




2. Hang pants from the top.



PANTS & SHORTS

with: How to Dry Clothes Outside


3. Hang towels over the line then peg at each side.



TOWELS

with: How to Dry Clothes Outside

4. Hang sheets by folding them in half over the line and pegging at each side.




SHEETS

with: How to Dry Clothes Outside

5. Hang t-shirts and button shirts from the bottom of the shirt but do not stretch the shirt.



6. Hang underwear and socks from the top.




UNDERGARMENTS

[Link: How to Dry Clothes Outside](#)

7. Hang dresses at the crease or seamline. Place pegs at the crease or seamline.




## Hang the washing - outside visual procedure



**PANTS & SHORTS**

Link: [How to Dry Clothes Outside](#)



**TOWELS**

Link: [How to Dry Clothes Outside](#)



**SHEETS**

How to Dry Clothes Outside




**UNDERGARMENTS**

How to Dry Clothes Outside


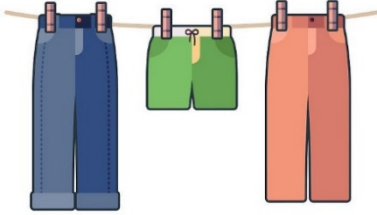
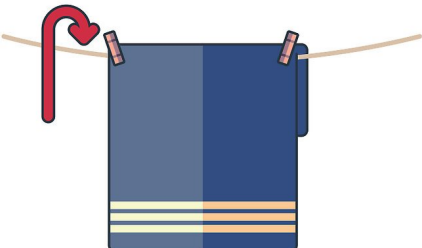




Put visuals on this side when task completed.



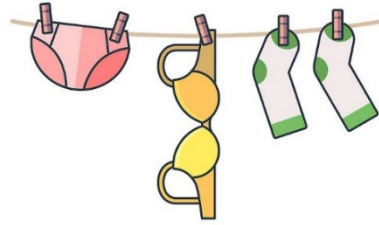
# Hanging the washing - outside

Please read to the student and then match the picture:

Hang the items that are the same together. eg: all t-shirts, all underwear, all socks.	
Hang pants from the top.	 <p>PANTS &amp; SHORTS</p> <small>How to Dry Clothes Outside</small>
Hang towels over the line then peg at each side.	 <p>TOWELS</p> <small>How to Dry Clothes Outside</small>
Hang sheets by folding them in half over the line and pegging at each side.	 <p>SHEETS</p> <small>How to Dry Clothes Outside</small>
Hang t-shirts and button shirts from the bottom of the shirt but do not stretch them.	



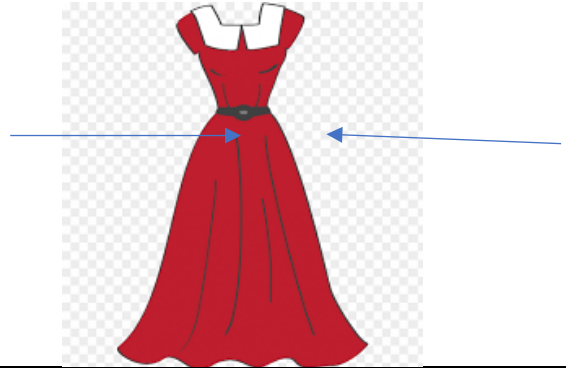
Hang underwear and socks from the top.



UNDERGARMENTS

How to Dry Clothes Outside

Hang dresses at the crease or the seamline. Place pegs at the crease or the seamline.



## Hanging the washing - outside

Tick when complete.



1. Hang the items that are the same together. eg: all t-shirts, all underwear, all socks.




2. Hang pants from the top.




PANTS & SHORTS

3. Hang towels over the line then peg at each side.



TOWELS

4. Hang sheets by folding them in half over the line and pegging at each side.




SHEETS

5. Hang t-shirts and button shirts from the bottom of the shirt but do not stretch them.



6. Hang underwear and socks from the top.



UNDERGARMENTS

7. Hang dresses at the crease or the seamline. Place pegs at the crease or the seamline.

