

Dusting your house

What is dust?

Dust is tiny particles in the air that come to rest on furniture around your house.

Why is it important to dust your house?

It is important to dust because;

- Dust can cause damage to your furniture.
- Dust makes surfaces look dirty.
- Dust can make you sneeze and cough.
- It is part of good housekeeping.
- It helps stop the spread of disease and infections.

Dust in your house.

Dust is on every surface in your house. It is also in the air you breathe.



How to dust your house.

What you will need: cloth, detergent and spray bottle



1. **Fill the spray bottle with water almost to the top. Pour a small amount of detergent into the top. Put the lid on. You can use the spray bottle next time you wipe surfaces.**



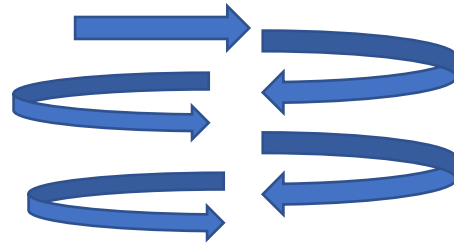
2. **Wet the cloth under the tap. Squeeze it out.**



3. **Spray the surface all over.**



4. **Wipe the surface using long motions across the surface.**



5. **The cloth will be very dirty and need to be washed under the tap each time.**



6. **Carefully dust small items.**



7. **Use a dry cloth to dust items that can't get wet, like books.**

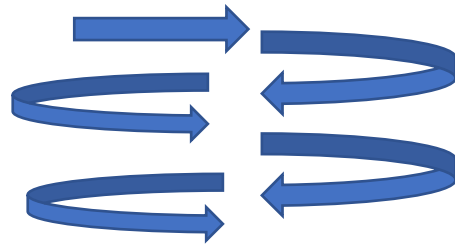


8. **Wet the cloth under the tap. Squeeze out. Hang to dry.**



Kitchen Skills – Dusting the House












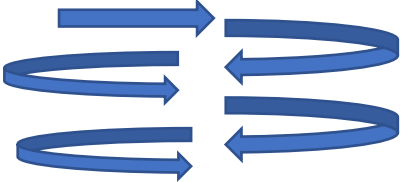


Put visuals on this side in sequence.

Put visuals on this side when task completed



Kitchen Skills – Dusting the house

Please read to the student and then match the picture:

<p>1. Fill the spray bottle with water almost to the top. Pour a small amount of detergent into the top. Put the lid on. You can use the spray bottle next time you wipe surfaces.</p>	
<p>2. Wet the cloth under the tap. Squeeze it out.</p>	 
<p>3. Spray the surface all over.</p>	
<p>4. Wipe the surface using long motions across the surface.</p>	 
<p>5. The cloth will be very dirty and need to be washed under the tap each time.</p>	 

6. Carefully dust small items.



7. Use a dry cloth to dust items that can't get wet, like books.



8. Wet the cloth under the tap. Squeeze out. Hang to dry.



Kitchen Skills – Dusting the house

Tick when complete.



1. Fill the spray bottle with water almost to the top. Pour a small amount of detergent into the top. Put the lid on. You can use the spray bottle next time you wipe surfaces.



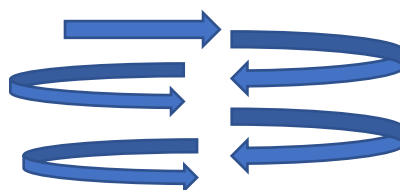
2. Wet the cloth under the tap. Squeeze it out.



3. Spray the surface all over.



4. Wipe the surface using long motions across the surface.



5. The cloth will be very dirty and need to be washed under the tap each time.



6. Carefully dust small items.



7. Use a dry cloth to dust items that can't get wet, like books.



8. Wet the cloth under the tap. Squeeze out. Hang to dry.

