

Doing the laundry

Why is it important to do the laundry?

It is important to do the laundry because:

- Your clothes get dirty.
- Your clothes start to smell.
- It is part of good housekeeping.
- It helps stop the spread of disease and infections.

These are the things you will need:

Washing machine: this could be a top loader or a front loader.



Stain remover: this is usually in a spray bottle.



Laundry detergent: this could be a liquid or a powder.



Laundry basket: there are many different types.



How to do the laundry:

1. **Divide your washing into whites, darks, colours and delicate items.** You will wash each pile separately. Delicate items should be washed by hand.



2. **Spray stains with stain remover.**



3. **Put the washing into the machine.** Leave some space for the clothes to move around.



4. **Add the detergent.** This could be either a scoop of powder or a capful of liquid. Check the washing machine instructions for where to put the detergent.




5. **Start the wash.** You might need to turn a dial or push some buttons. Follow the instructions for your washing machine.



6. When the washing cycle has finished, take the washing out and put it in a laundry basket. You are now ready to hang out the washing.




Doing the laundry visual procedure










Put visuals on this side in sequence.

Put visuals on this side when task completed.



Doing the laundry

Please read to the student and then match the picture:

Divide your washing into whites, darks, colours and delicates.	
Spray stains with stain remover.	
Put the washing into the machine.	
Add the detergent.	
Start the wash.	
When the washing cycle has finished, take the washing out and put it in a laundry basket.	

Doing the laundry

Tick when complete.



1. Divide your washing into whites, darks, colours and delicates.



2. Spray stains with stain remover.



3. Put the washing into the machine.



4. Add the detergent.



5. Start the wash.



6. When the washing cycle has finished, take the washing out and put it in a laundry basket.

