


Chocolate Chip Muffins



Ingredients


2 cups plain flour



3 teaspoons baking powder




1/2 teaspoon salt



1/2 cup sugar




1 egg




1 cup milk



1/4 cup vegetable oil




chocolate chips


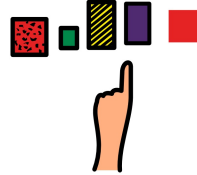


Directions


Wash your hands.





Choose your fruit




Stir together flour, baking powder, salt and sugar.




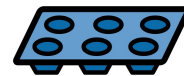
In a different bowl mix together eggs, milk, oil




Stir the wet mixture into the flour. Add in your fruit.




Pour into a lined muffin tin. Cook on 180c for 25 minutes.

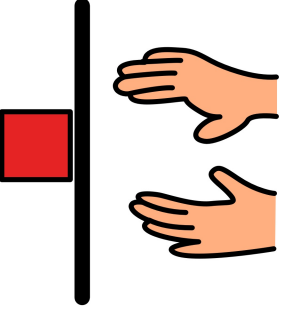


Enjoy.






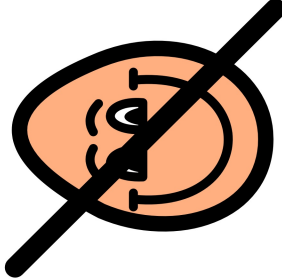
I



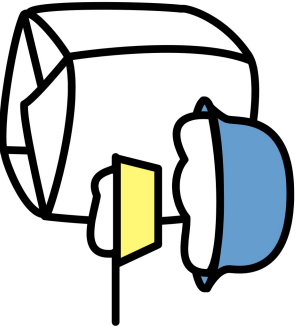
want




like




don't like




flour




milk




baking powder




egg




oil



chocolate chips



sugar





salt



Name: _____

Circle your answers answer.

1. What did you put in your muffins?



2. Where did your milk come from?



3. Did you like your muffins?

