

**Stage 5 Numeracy Lesson 3: Pantry Shapes**

**Outcome:** MALS-30MG

**Resources:** Printed shapes worksheet and items in the pantry and fridge.


**Instructions:** Using the shapes printed below, cut them out and ask the student to find an object in the pantry that is the SAME shape.

**Vocabulary:** circle, square, triangle, rectangle, cylinder, rectangular prism, cube.

**Assessment:**




A student can show that a cereal Box is the same as this shape:



Circle



Square




Triangle



Rectangle



Cylinder



Cube



Rectangular Prism